

DMN37 Series

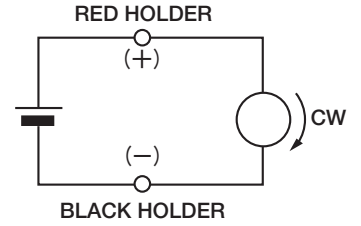


Specification

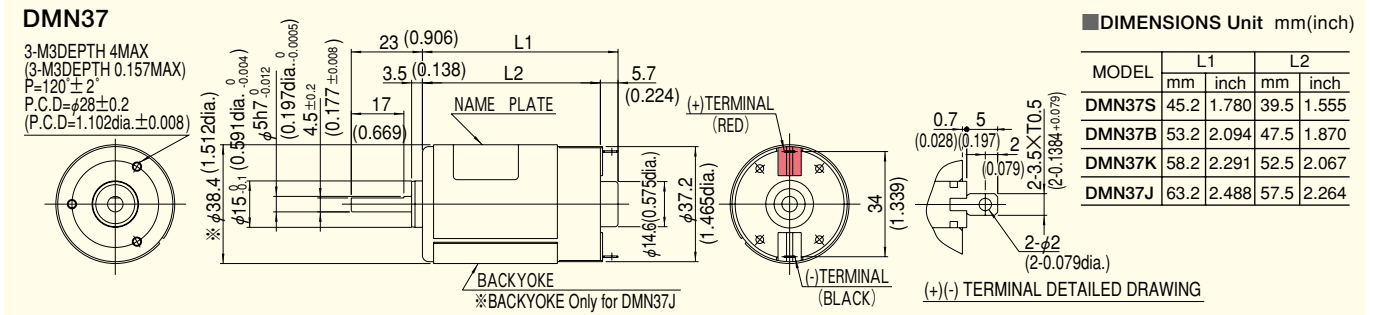
TYPE	RATED						NO LOAD		STALL		WEIGHT	
	OUT PUT	VOLTAGE	TORQUE		CURRENT	SPEED	CURRENT	SPEED	TORQUE			
	W	V	mN·m	oz·in	A	r/min	A	r/min	mN·m	oz·in		
DMN37SA	4.6	12	9.8	1.39	0.78	4500	0.26	5500	54	7.64	130	0.29
DMN37SB	4.6	24	9.8	1.39	0.37	4500	0.12	5500	54	7.64	130	0.29
DMN37BA	7.2	12	14.7	2.09	1.01	4700	0.25	5500	98	13.89	180	0.40
DMN37BB	7.2	24	14.7	2.09	0.53	4700	0.13	5500	98	13.89	180	0.40
DMN37KA	9.2	12	24.5	3.48	1.20	3600	0.27	4300	160	23.61	210	0.46
DMN37KB	9.2	24	24.5	3.48	0.60	3600	0.14	4300	160	23.61	210	0.46
DMN37JB	14.7	24	39.2	5.56	0.94	3600	0.16	4300	240	24.72	240	0.53

*Intermittent ratings are given for DMN37JB. (DUTY50%)

Connection

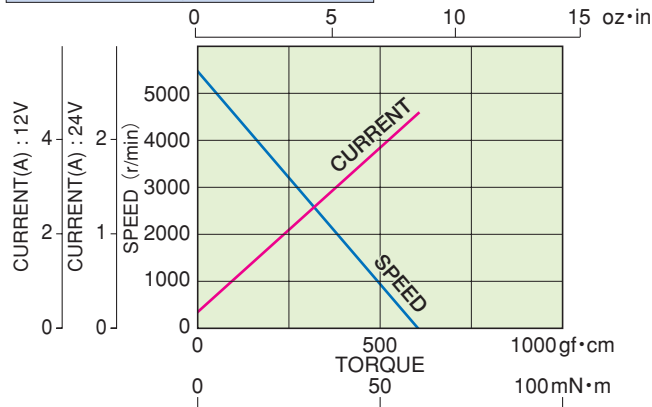


Outline

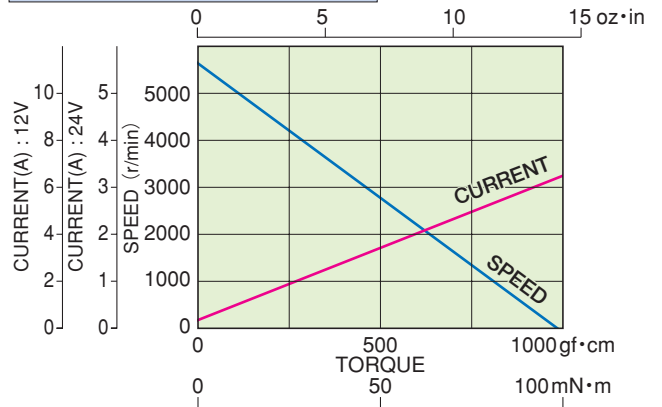


CURRENT, SPEED-TORQUE CURVE

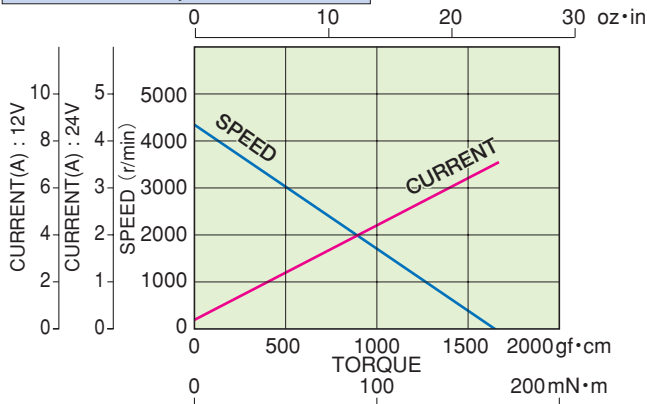
DMN37SA, DMN37SB



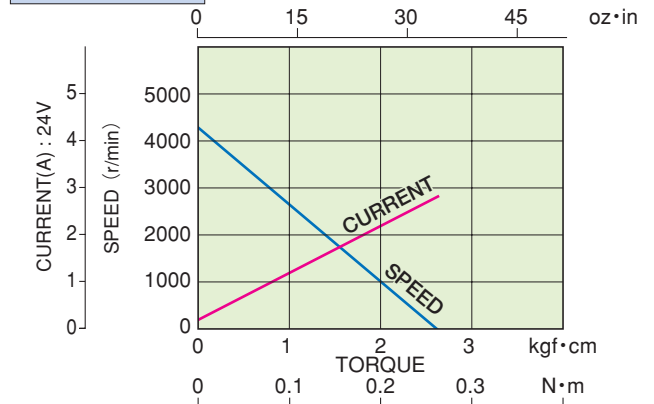
DMN37BA, DMN37BB



DMN37KA, DMN37KB



DMN37JB



50G
Continuous Operation



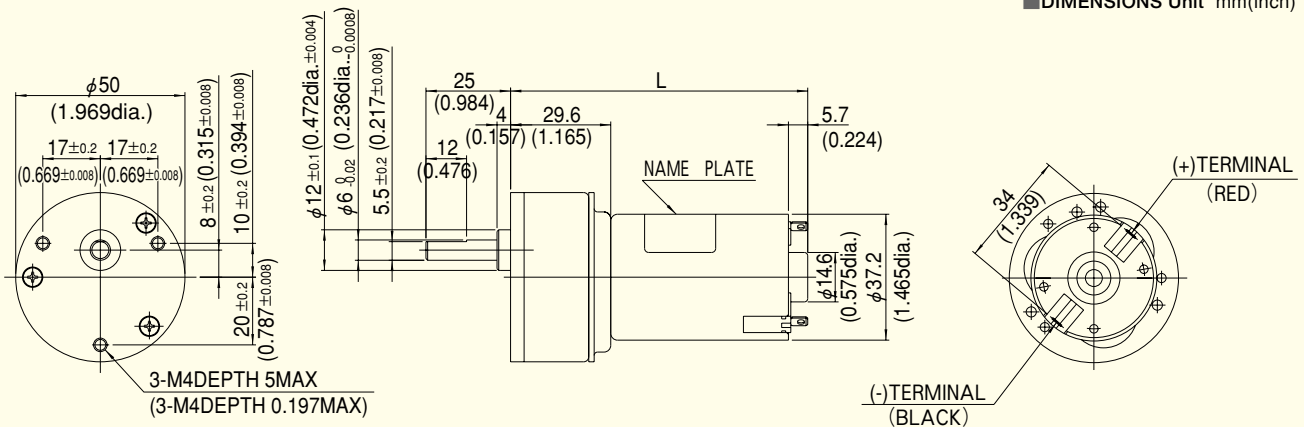
Specification

GEAR RATIO	DMN37S50G□◇			DMN37B50G□◇			DMN37K50G□◇		
	RATED TORQUE		SPEED	RATED TORQUE		SPEED	RATED TORQUE		SPEED
	N·m	oz·in	r/min	N·m	oz·in	r/min	N·m	oz·in	r/min
9	0.071	10.2	500	0.10	15.3	522	0.17	25.0	400
18	0.13	19.5	250	0.21	30.6	261	0.35	50.1	200
27	0.18	28.4	166	0.28	40.3	174	0.48	68.2	133
36	0.25	36.2	125	0.38	54.3	130	0.63	90.4	100
54	0.38	54.3	83.3	0.58	82.1	87.0	0.96	136	66.6
72	0.51	72.3	62.5	0.76	110	65.2	0.98	136	52.3

- ※ Enter the required reduction ratio in the □.
- ※ Rotation of gearbox shaft is in reverse of rotation of motor.
- ※ Enter the required voltage A or B in the ◇.

Outline

■ DIMENSIONS Unit mm(inch)



MODEL	L		WEIGH	
	mm	inch	g	lb
DMN37S50G□◇	74.8	2.945	270	0.60
DMN37B50G□◇	82.8	3.260	320	0.71
DMN37K50G□◇	87.8	3.457	350	0.77