

DMN37 Series

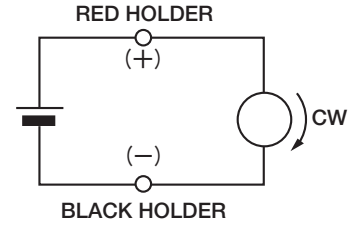


Specification

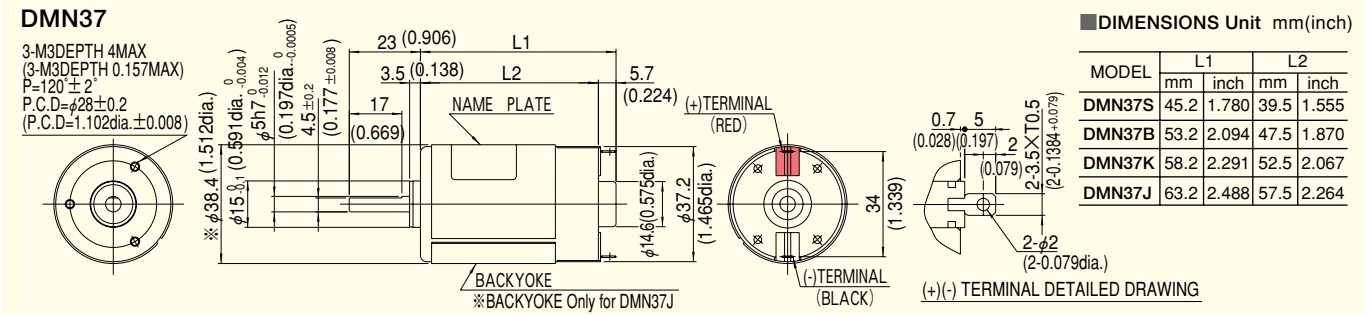
TYPE	RATED						NO LOAD		STALL		WEIGHT	
	OUT PUT	VOLTAGE	TORQUE		CURRENT	SPEED	CURRENT	SPEED	TORQUE		g	lb
	W	V	mN·m	oz·in	A	r/min	A	r/min	mN·m	oz·in		
DMN37SA	4.6	12	9.8	1.39	0.78	4500	0.26	5500	54	7.64	130	0.29
DMN37SB	4.6	24	9.8	1.39	0.37	4500	0.12	5500	54	7.64	130	0.29
DMN37BA	7.2	12	14.7	2.09	1.01	4700	0.25	5500	98	13.89	180	0.40
DMN37BB	7.2	24	14.7	2.09	0.53	4700	0.13	5500	98	13.89	180	0.40
DMN37KA	9.2	12	24.5	3.48	1.20	3600	0.27	4300	160	23.61	210	0.46
DMN37KB	9.2	24	24.5	3.48	0.60	3600	0.14	4300	160	23.61	210	0.46
DMN37JB	14.7	24	39.2	5.56	0.94	3600	0.16	4300	240	24.72	240	0.53

*Intermittent ratings are given for DMN37JB. (DUTY50%)

Connection

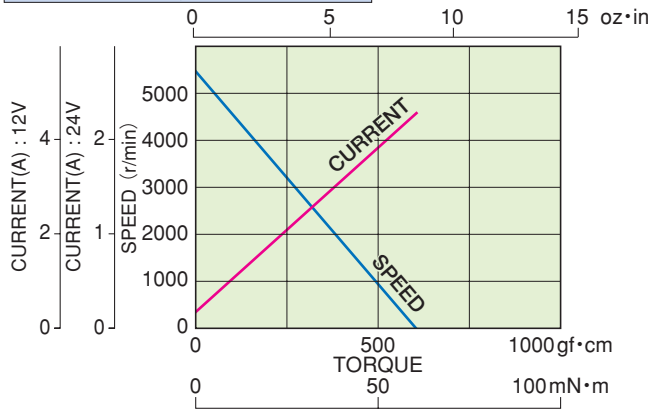


Outline

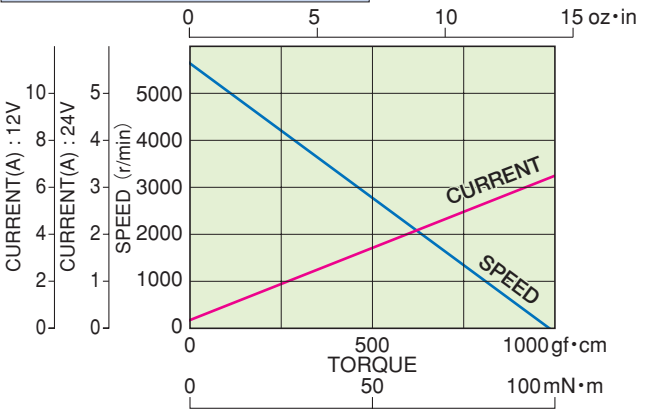


CURRENT, SPEED-TORQUE CURVE

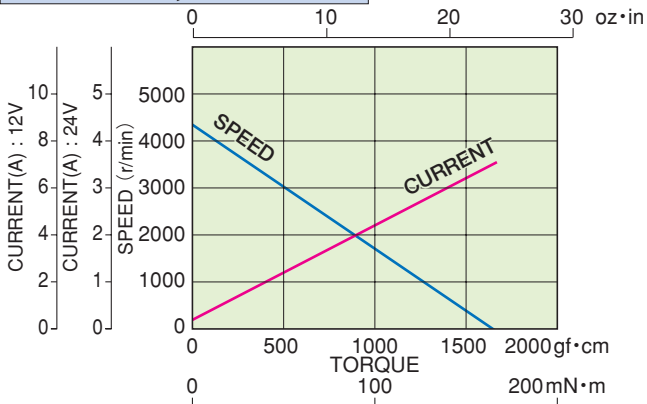
DMN37SA, DMN37SB



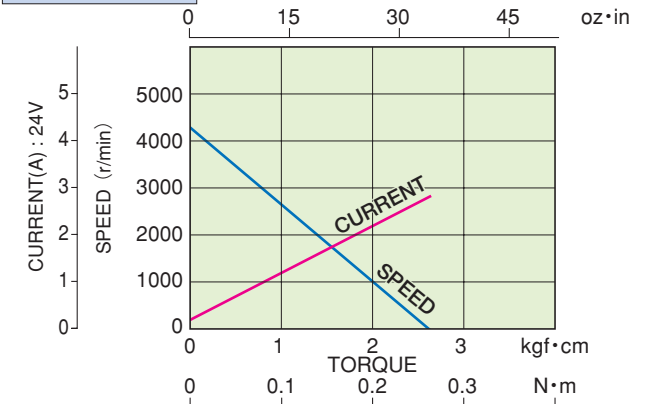
DMN37BA, DMN37BB



DMN37KA, DMN37KB



DMN37JB





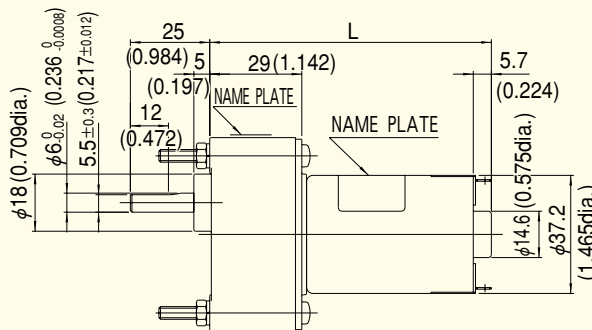
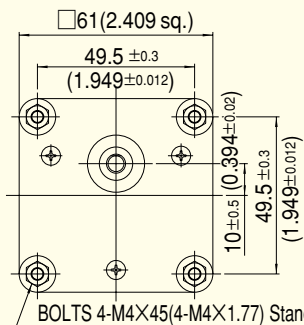
Specification

6DG□	DMN37S6HP◇			DMN37B6HP◇			DMN37K6HP◇		
	RATED TORQUE		SPEED	RATED TORQUE		SPEED	RATED TORQUE		SPEED
GEAR RATIO	N·m	oz·in	r/min	N·m	oz·in	r/min	N·m	oz·in	r/min
3	0.024	3.34	1500	0.035	5.0	1567	0.060	8.49	1200
3.6	0.028	4.03	1250	0.042	6.0	1306	0.072	10.2	1000
5	0.039	5.56	900	0.059	8.3	940	0.098	13.9	720
6	0.047	6.68	750	0.072	10.2	783	0.12	16.7	600
7.5	0.060	10.2	600	0.089	12.7	627	0.15	20.9	480
9	0.072	13.9	500	0.11	15.3	522	0.18	25.0	400
12.5	0.098	16.7	360	0.15	20.9	376	0.25	34.8	288
15	0.12	19.5	300	0.18	25.0	313	0.29	41.7	240
18	0.14	25.0	250	0.22	30.6	261	0.35	50.0	200
* 25	0.18	30.6	180	0.26	37.6	188	0.44	62.6	144
* 30	0.22	36.2	150	0.32	45.9	157	0.53	75.1	120
* 36	0.25	50.1	125	0.38	54.3	131	0.64	90.4	100
* 50	0.35	59.8	90.0	0.53	75.1	94	0.89	127	72
* 60	0.42	75.1	75.0	0.64	90.4	78	0.98	139	61
* 75	0.53	90.4	60.0	0.80	114	63	0.98	139	51
* 90	0.64	102	50.0	0.96	136	52	0.98	139	43
* 100	0.72	121	45.0	0.98	139	48	0.98	139	39
* 120	0.85	136	37.5	0.98	139	41	0.98	139	33
150	0.96	139	30.0	0.98	139	33	0.98	139	27
180	0.98	139	25.9	0.98	139	28	0.98	139	23
225	0.98	139	21.4	0.98	139	23	0.98	139	18
250	0.98	139	19.6	0.98	139	21	0.98	139	17
300	0.98	139	16.6	0.98	139	17	0.98	139	14
360	0.98	139	14.1	0.98	139	15	0.98	139	12
450	0.98	139	11.5	0.98	139	12	0.98	139	9.3
* 500	0.98	139	10.3	0.98	139	11	0.98	139	8.4
* 600	0.98	139	8.7	0.98	139	8.9	0.98	139	7.0
* 750	0.98	139	7.0	0.98	139	7.2	0.98	139	5.6
* 900	0.98	139	5.9	0.98	139	6.0	0.98	139	4.7
* 1500	0.98	139	3.6	0.98	139	3.6	0.98	139	2.8
* 1800	0.98	139	3.0	0.98	139	3.0	0.98	139	2.4

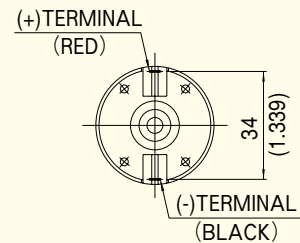
- * Enter the required reduction ratio in the □.
- * □ Rotation of gearbox shaft is in reverse of rotation of motor.
- * Enter the required voltage A or B in the ◇.

Outline

DMN37□6HP◇+6DG□



■ DIMENSIONS Unit mm(inch)



NOTE:

- 6DG gearbox are available with either 4.5mm diameter mounting holes or M4 x 6mm tapped holes.
- Gearboxes with 4.5mm diameter mounting holes are available from stock.
- When ordering, please write the motor model and gearbox model numbers separately, as in the following example: DMN37B6HP◇ (Pinion shaft motor) 6DG□ (Gearbox)
- Gearboxes with M4 x 6mm tapped mounting holes are available on request.
- When ordering, please write the combine motor and gearbox model, as in the following example : DMN37B6H□◇
- Enter the required reduction ratio in the □.
- Enter the required voltage A or B in the ◇.

MODEL	L		WEIGHT	
	mm	inch	g	lb
DMN37S6HP◇+6DG□	75.7	2.980	390	0.86
DMN37B6HP◇+6DG□	83.7	3.295	440	0.97
DMN37K6HP◇+6DG□	88.7	3.492	470	1.0