

DMN37 Series

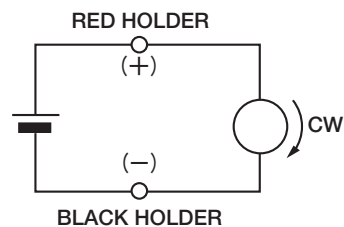


Specification

TYPE	RATED						NO LOAD		STALL		WEIGHT	
	OUT PUT	VOLTAGE	TORQUE		CURRENT	SPEED	CURRENT	SPEED	TORQUE			
	W	V	mN·m	oz·in	A	r/min	A	r/min	mN·m	oz·in		
DMN37SA	4.6	12	9.8	1.39	0.78	4500	0.26	5500	54	7.64	130	0.29
DMN37SB	4.6	24	9.8	1.39	0.37	4500	0.12	5500	54	7.64	130	0.29
DMN37BA	7.2	12	14.7	2.09	1.01	4700	0.25	5500	98	13.89	180	0.40
DMN37BB	7.2	24	14.7	2.09	0.53	4700	0.13	5500	98	13.89	180	0.40
DMN37KA	9.2	12	24.5	3.48	1.20	3600	0.27	4300	160	23.61	210	0.46
DMN37KB	9.2	24	24.5	3.48	0.60	3600	0.14	4300	160	23.61	210	0.46
DMN37JB	14.7	24	39.2	5.56	0.94	3600	0.16	4300	240	24.72	240	0.53

*Intermittent ratings are given for DMN37JB. (DUTY50%)

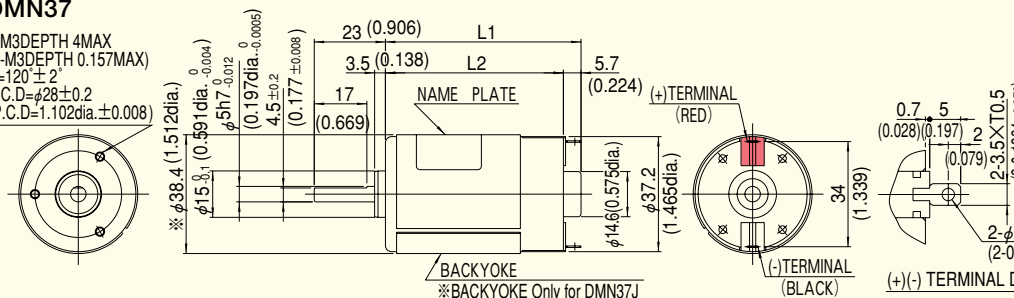
Connection



Outline

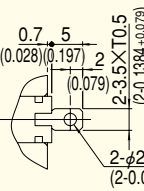
DMN37

3-M3DEPTH 4MAX
(3-M3DEPTH 0.157MAX)
P=120±2
P.C.D=φ28±0.2
(P.C.D=1.102dia.±0.008)



■ DIMENSIONS Unit mm(inch)

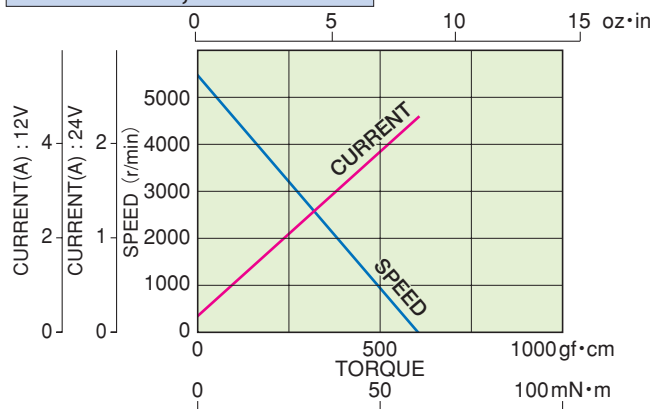
MODEL	L1		L2	
	mm	inch	mm	inch
DMN37S	45.2	1.780	39.5	1.555
DMN37B	53.2	2.094	47.5	1.870
DMN37K	58.2	2.291	52.5	2.067
DMN37J	63.2	2.488	57.5	2.264



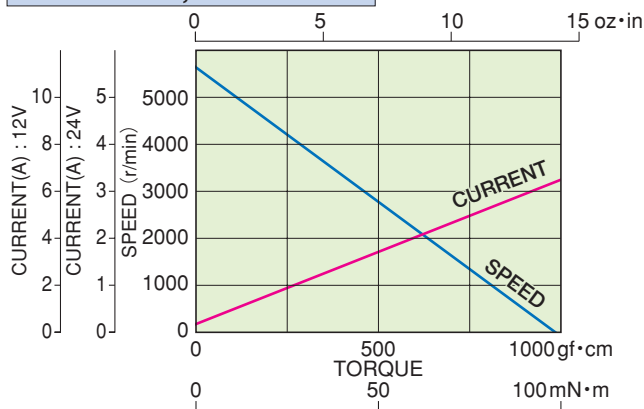
(+)(-) TERMINAL DETAILED DRAWING

CURRENT, SPEED-TORQUE CURVE

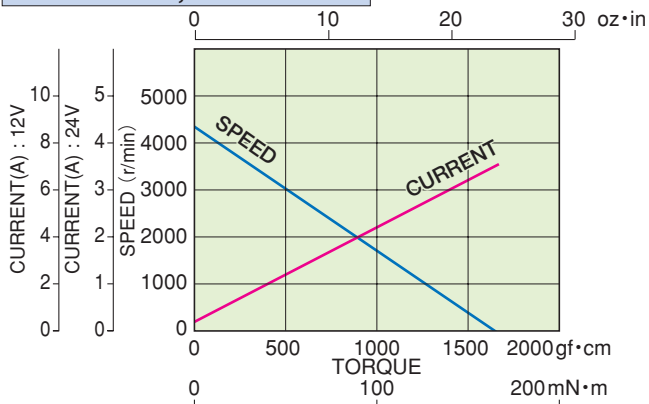
DMN37SA, DMN37SB



DMN37BA, DMN37BB



DMN37KA, DMN37KB



DMN37JB

